



UK and Ireland distributor

WINLET 600

Dual Circuit Window & Glass Installation Robot

Fast and safe lifting and carrying for heavier loads.

The **Winlet 600** combines superior lifting capacity and reach without compromising its compact design. Operators will be able to work more efficiently, resulting in fewer injuries and fast installation.



Wired remote control



600kg

360° rotation

180° tilt

Technical specification

Max. working height	3,300mm
Max. extension from front bumper to suction cup	1,300mm
Extension capacity at max extension	300kg
Side lift capacity	300kg
Linear	100mm
Fine lift on jib head	190mm
Suction cups (Glass)	4 @ 350mm Ø
Total machine weight	1,060kg
Light weight excluding counterweights	865kg
Power source	Battery 110v on-board charger
Remote control	Wired

Features include



Intelligent load monitoring protects the operator and the load



Wired remote control allows accurate placement of materials



Lift a wide range of materials by changing the suction cups



Twin wheels for rough terrain (optional)



Vacuum Robots course



Northern
01482 227333

Central
01302 341659

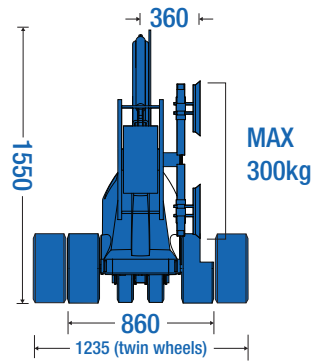
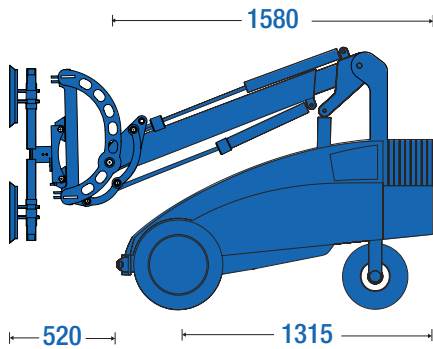
Western
01384 900388

Southern
0203 174 0658

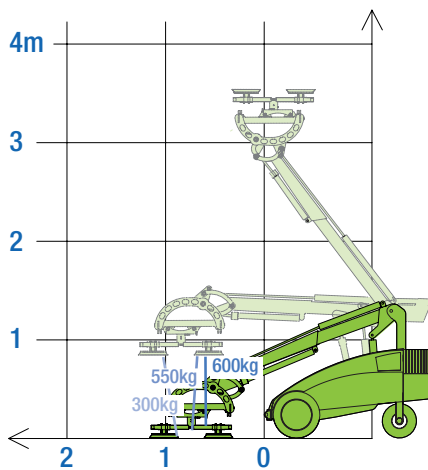


The Winlet 600 is narrow and its powered steering makes it highly manoeuvrable

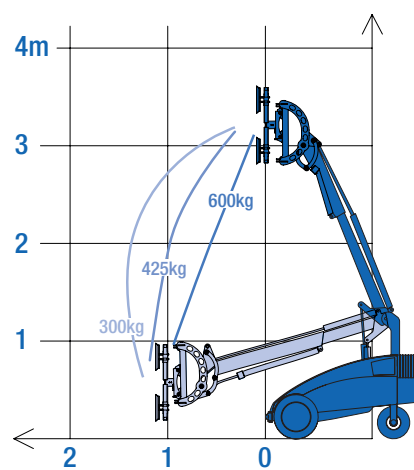
Dimensions (mm)



Pick and place



Reach



Product specifications are subject to change without notice or obligation. The photographs and/or drawings in this document are for illustrative purposes only.