



UK and Ireland distributor

WINLET 1000

Dual Circuit Window & Glass Installation Robot

The glazing robot with a 1 tonne capacity

The **Winlet 1000** can lift up to 1,000kg yet is ideal for working across rough terrain and low load bearing floors.



Wired remote control

1,000kg  180° rotation  180° tilt

Technical specification

Max. working height	4,100mm
Max. extension from front bumper to suction cup	2,500mm
Extension capacity at max extension	300kg
Side lift capacity	300kg
Linear	75mm
Fine lift on jib head	200mm
Suction cups (Glass)	4 @ 410mm Ø
Total machine weight	1,422kg
Light weight excluding counterweights	1,300kg
Power source	Battery 110v on-board charger
Remote control	Wired

Features include



Winlet 1000 has a huge maximum reach of 2.6m



Twin wheels for rough terrain (optional)



Multifunction control panel with integrated buttons and signal lights



Intelligent load monitoring protects the operator and the load



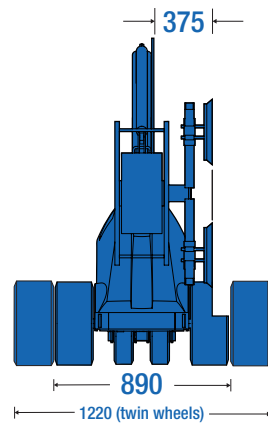
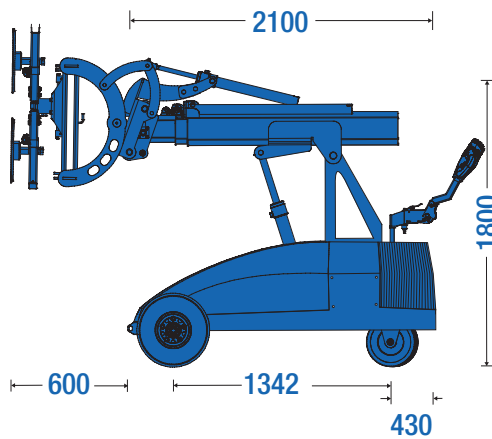
Vacuum Robots course



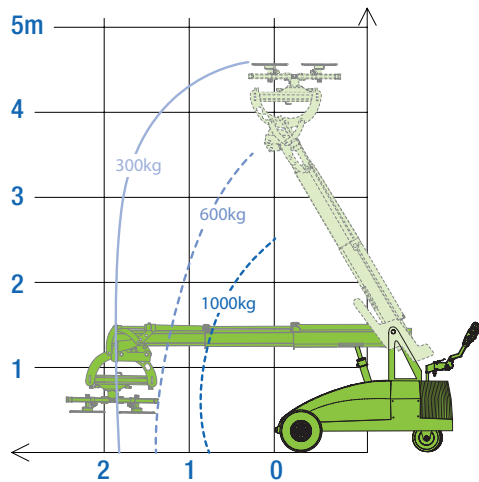


The Winlet 1000 has an unrivalled lift and reach capacity along with a low weight / low surface pressure

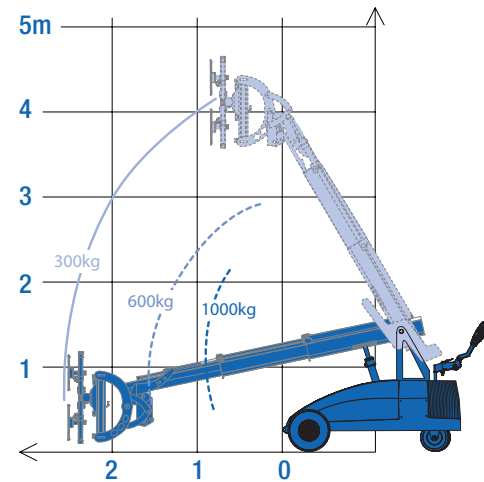
Dimensions (mm)



Pick and place



Reach



Product specifications are subject to change without notice or obligation. The photographs and/or drawings in this document are for illustrative purposes only.