

### Specifications

Model	Z-80/60																											
Measurements	US	Metric																										
Working height maximum*	84 ft	25.77 m																										
Platform height maximum	78 ft	23.77 m																										
Horizontal reach maximum	60 ft	18.29 m																										
Up and over clearance maximum	29 ft	Below ground reach	15 ft 10 in	4.83 m	<b>A</b> Platform length - 8 ft / 6 ft	3ft/2ft 6in	0.91m/0.76m	<b>B</b> Platform width - 8 ft / 6 ft	8ft/6ft	2.44m/1.83m	<b>C</b> Height - stowed	9 ft 10 in	3.00 m	<b>D</b> Length - stowed	37 ft	11.27 m	<b>E</b> Length - transport	37 ft	11.27 m	<b>F</b> Width	8 ft 2 in	2.49 m	<b>G</b> Wheelbase	9 ft 4 in	2.85 m	<b>H</b> Ground clearance - center	12 in	0.30 m
Below ground reach	15 ft 10 in	4.83 m																										
<b>A</b> Platform length - 8 ft / 6 ft	3ft/2ft 6in	0.91m/0.76m																										
<b>B</b> Platform width - 8 ft / 6 ft	8ft/6ft	2.44m/1.83m																										
<b>C</b> Height - stowed	9 ft 10 in	3.00 m																										
<b>D</b> Length - stowed	37 ft	11.27 m																										
<b>E</b> Length - transport	37 ft	11.27 m																										
<b>F</b> Width	8 ft 2 in	2.49 m																										
<b>G</b> Wheelbase	9 ft 4 in	2.85 m																										
<b>H</b> Ground clearance - center	12 in	0.30 m																										

### Productivity

Lift capacity	500 lbs	227 kg
Platform rotation	160°	
Vertical jib rotation	135°	
Turntable rotation	360° continuous	
Turntable tailswing - riser up	3 ft 10 in	1.17 m
Turntable tailswing - riser down	7 ft 4 in	2.24 m
Drive speed - stowed	3.0 mph	4.83 km/h
Drive speed - raised**	0.68 mph	1.1 km/h
Lift speed to full height	76 sec	
Gradeability - 2WD - stowed***	30%	
Gradeability - 4WD - stowed***	45%	
Turning radius - 2WS inside	14 ft 6 in	4.42 m
Turning radius - 2WS outside	24 ft 6 in	7.47 m
Turning radius - 4WS inside	7 ft	2.13 m
Turning radius - 4WS outside	15 ft	4.57 m
Controls	12 V DC proportional	
Tires	18-625 NHS	

### Power

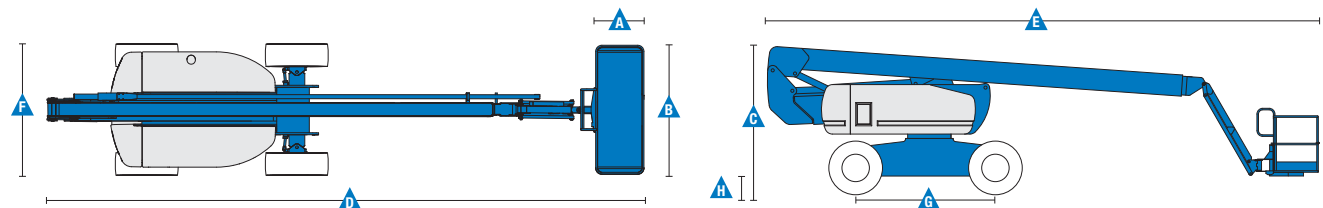
Power source	Deutz TD 2011 L04i 4 cylinder diesel 74 hp (55 kW) Perkins 804D-33 4 cylinder diesel 63 hp (47 kW) Continental TME27 4 cylinder gas/LPG 74 hp (55 kW)	
Auxiliary power unit	12 V DC	
Hydraulic tank capacity	45 gal	170 L
Fuel tank capacity – diesel machines	35 gal	132 L
Fuel tank capacity – gas/LPG machines	30 gal	114 L

### Weight\*\*\*\*

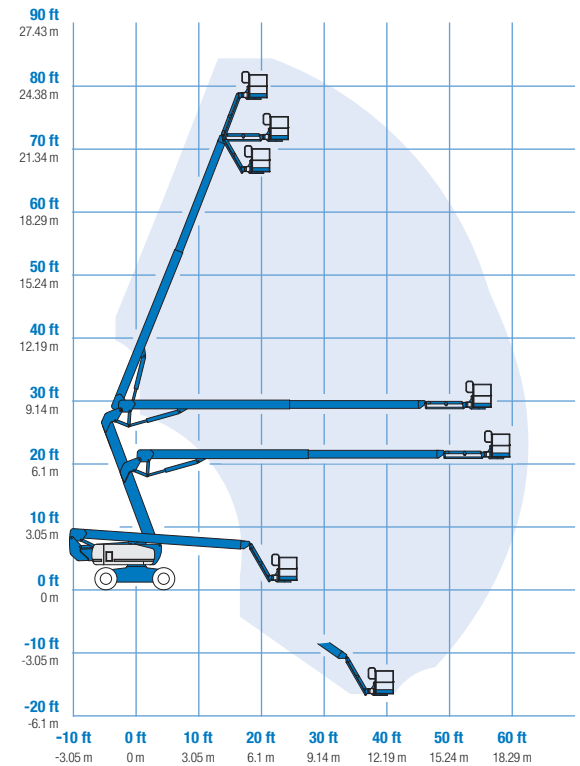
2WS	35,900 lbs	16,284 kg
4WS	37,500 lbs	17,010 kg

### Standards Compliance

«ANSI A92.5, CSA B354.4, EN 280, AS 1418.10



### Range Of Motion Z-80/60



\* The metric equivalent of working height adds 2 m to platform height. U.S. adds 6 ft to platform height.

\*\* In lift mode (platform raised), the machine is designed to operate on firm, level surfaces only.

\*\*\* Gradeability applies to driving on slopes. See operator's manual for details regarding slope ratings.

\*\*\*\* Weight will vary depending on options and/or country standards.

## Features

### Standard Features

#### Measurements

- 84 ft (25.77 m) working height
- 60 ft (18.28 m) horizontal reach
- 29 ft (8.83 m) up and over clearance
- Up to 500 lbs (227 kg) lift capacity

#### Productivity

- 6 ft (1.83 m) jib with 135° range
- Self-leveling platform
- Hydraulic platform rotation
- Fully proportional Hall effect controls
- On board diagnostics
- ALC 1000 electronic control system
- Hydraulic oil cooler
- Drive enable
- AC power cord to platform
- Horn
- Hour meter
- Tilt alarm
- Descent alarm
- 360° continuous turntable rotation
- Locking turntable covers
- Full-time positive traction drive
- Two speed wheel motors
- Four steering modes: front, rear, crab and coordinated
- Configurable controls to limit lift height to 70 ft

#### Power

- 12 V DC auxiliary power
- Anti-restart engine protection
- Auto engine fault shutdown
- Engine monitoring display
- Block heater (Continental engine)
- Dual battery
- Engine status display

### Easily Configured To Meet Your Needs

#### Platform Options

- Steel 8 ft (2.44 m) (standard)
- Steel 6 ft (1.83 m)
- 8 ft (2.44 m) tri-entry

#### Jib

- 6 ft (1.83 m) jib boom

#### Engine Options

- Deutz diesel 74 hp (55 kW)
- Perkins diesel 63 hp (47 kW)
- Continental gas/LPG 74 hp (55 kW)

#### Drive/Steer Options

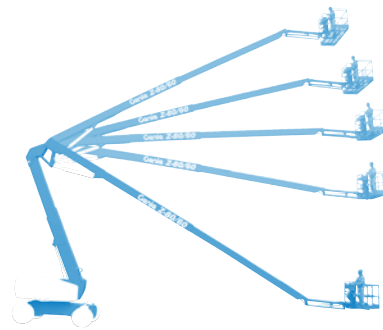
- 4WD (standard)
- 2WS (standard)
- 4WS

#### Axle

- Active oscillation

#### Tire Options

- Rough terrain foam-filled (standard)
- Rough terrain non-marking foam-filled
- High flotation rough terrain



### Options & Accessories

#### Productivity Options

- Platform swing gate
- Half-mesh platform inserts with swing gate
- Platform top auxiliary rail
- Arc Pro 275™ Heavy-Duty Welder package
- Welder Ready package
- Weld leads to platform
- Air line to platform
- Biodegradable hydraulic oil
- Hostile environment package
- Deluxe hostile environment package
- Thumb rocker steer
- Aircraft protection package (6 ft platform only)
- Tool tray
- Pipe cradles (pair)
- Alarm package
- Lockable platform control box covers
- Work light package

#### Power Options

- AC generator packages (110V/60Hz - 220V/50Hz, 3000W)
- Cold Weather Packages
- Diesel scrubber/spark arrestor (catalytic muffler)
- LPG tank only, steel, 33.5 lbs (15.19 kg) capacity