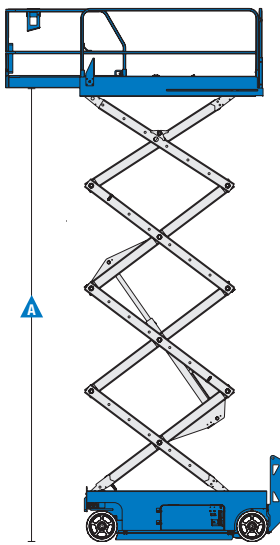
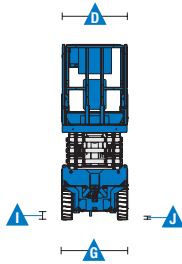
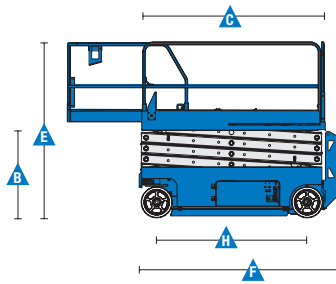


### Specifications



Models	GS™-4047	
Measurements	Metric	US
Working height maximum*	13.75 m	44 ft 6 in
<b>A</b> Platform height maximum	11.75 m	38 ft 6 in
<b>B</b> Platform height - stowed	1.34 m	4 ft 5 in
<b>C</b> Platform length - outside	2.26 m	7 ft 5 in
extended	3.18 m	10 ft 5 in
Slide-out platform extension deck	0.91 m	3 ft
<b>D</b> Platform width - outside	1.15 m	3 ft 9.3 in
Guardrail height	1.10 m	3 ft 7 in
Toeboard height	0.15 m	6 in
<b>E</b> Height - stowed: folding guardrails	2.54 m	8 ft 4 in
rails lowered	1.88 m	6 ft 2 in
<b>F</b> Length - stowed	2.44 m	8 ft
- extended	3.36 m	11 ft
<b>G</b> Width	1.19 m	3 ft 11 in
<b>H</b> Wheelbase	1.85 m	6 ft 1 in
<b>I</b> Ground clearance - centre	0.10 m	4 in
<b>I</b> - with pothole guards deployed	1.9 cm	0.75 in

### Productivity

Max platform occupancy (indoor/outdoor) <sup>1</sup>	3/-	3/-
Lift capacity	350 kg	770 lbs
Drive height	Full height	
Drive speed - stowed	3.1 km/h	1.9 mph
Drive speed - raised	0.8 km/h	0.5 mph
Gradeability - stowed**	25%	25%
Turning radius - inside	zero	zero
Turning radius - outside	2.3 m	91 in
Raise/lower speed	71/41 sec	71/41 sec
Controls	proportional	proportional
Drive	dual front wheel	dual front wheel
Multiple disc brakes	dual rear wheel	dual rear wheel
Tyres solid non-marking	38 x 13 x 28 cm	15 x 5 x 11 in

### Power

Power source	24 V DC, 300 Ah (four 12 V, 150 Ah batteries in parallel series)	
Hydraulic system capacity	36 L	7.91 gal

### SOUND & VIBRATION LEVELS

Sound pressure level (ground workstation)	< 70 dBA	< 70 dBA
Sound pressure level (platform workstation)	< 70 dBA	< 70 dBA
Vibration	<2.5 m/s <sup>2</sup>	<8 ft 2 in/s <sup>2</sup>

### Weight\*\*\*

CE base machine	3,221 kg	7,100 lbs
-----------------	----------	-----------

### Standards Compliance

EU Directives: 2006/42/EC - Machinery (harmonized standard EN280:2001+A2:2009); 2004/108/EC (EMC); 2006/95/EC (LVD)

<sup>1</sup> Indoor use only

\* The metric equivalent of working height adds 2 m to platform height. U.S. adds 6 ft to platform height.

\*\* Gradeability applies to driving on slopes. See Operator's Manual for details regarding slope ratings.

\*\*\* Weight will vary depending on options and/or country standards.

### Features

#### Standard Features

##### Measurements

###### GS-4047

- 13.75 m (44 ft 6 in) working height
- Up to 350 kg (770 lb) lift capacity

##### Productivity

- Folding guardrails with full height swing gate
- Smart Link™ control system (joystick, 2 lift speeds & 2 selectable proportional drive speeds, user-friendly diagnostics)
- Platform control with battery charge indicator
- AC power to platform
- Lanyard attachment points
- Manual platform lowering valve
- Emergency stop at both platform and ground controls
- Rear wheel multiple disc brakes
- Front wheel hydraulic dynamic braking
- Manual brake release
- Swing-out component trays
- Pothole guards
- Tilt level sensor with audible alarm
- Descent alarm
- Electronic horn
- Hour meter
- Certified load sensor

##### Power

- 24 V DC battery pack
- Universal 20 amp smart charger
- Rear recessed charger receptacle

#### Easily Configured To Meet Your Needs

##### Platform

- 2.26 x 1.15 m (7 ft 5 in x 3 ft 9.3 in) steel platform
- 0.91 m (3 ft 9.3 in) extension deck

##### Power

- 24 V DC, 300 Ah (four 12 V 150 Ah batteries in parallel series)

##### Drive

- 2 x 4

##### Tyres

- Solid non-marking

#### Options & Accessories

##### Productivity Options

- Air line to platform
- Power to platform (incl. plug, socket and ground fault interrupt leakage on request)
- Track & Trace<sup>(1)</sup> (GPS unit providing machine location & operating information)
- Keypad unlocking device
- Dual flashing beacons
- Motion alarm
- Automotive-style horn

##### Power Options

- AGM maintenance-free batteries



<sup>(1)</sup> Includes a first 2 years subscription